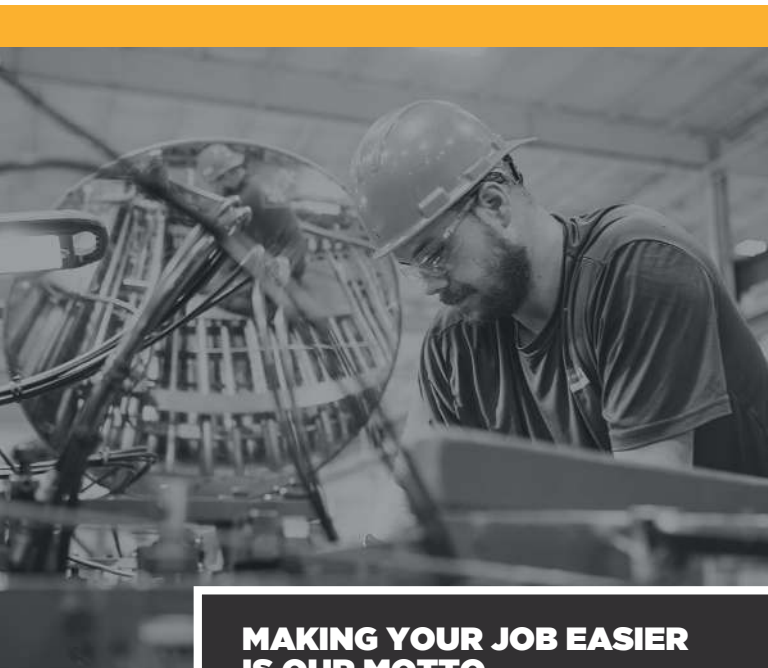




**AIR TECHNICAL
INDUSTRIES**

Making the job easier.



**MAKING YOUR JOB EASIER
IS OUR MOTTO
AND OUR PROMISE.**

**LEADERS IN
MATERIAL
HANDLING
EQUIPMENT**

MADE IN USA

CONDENSED CATALOG

Every piece of equipment that we produce is built with one goal in mind: to increase worker productivity. By achieving this for our customers, worker fatigue, injury and downtime are minimized, which means maximized productivity and profits for you.

In our pursuit of excellence, we couple only the finest materials and components with highly-skilled workmanship. When you purchase equipment from Air Technical Industries, you're assured of worry-free, reliable products that will perform beyond your expectation.

We are always happy to customize or modify any of our standard products.

WE WORK FOR YOU!

Since 1964, we have been dedicated to solving the lifting and handling challenges faced by many companies like yours. We help you achieve increased efficiency, safety, and productivity.

Count on Air Technical Industries to make your job easier, too!

7501 Clover Avenue - Mentor, OH 44060

888-857-6273 | 440-951-5191

www.airtechnical.com

ati@airtechnical.com



HYDRAULIC SCISSOR LIFT With Conveyor



Optional wheels for increased mobility & versatility

- 500 to 50,000 lbs. capacity
- Raised height up to 70 in.

ZERO-LOW DOCK LIFT



No loading dock bay required!

- 4,000 to 50,000 lbs. capacity
- Variety of sizes and lift heights available
- Includes guard rails and hinged dock plate

MAINTENANCE LIFT



Electric, air, gas or LPG engine powered

- 500 to 4,000 lbs. capacity
- Deck sizes from 32 in. x 60 in. to 48 in. x 144 in.
- Deck height from 32 in. to 40 ft.

TANDEM SCISSOR LIFT



Perfect for handling large sheets of material!

- 2,000 to 50,000 lbs. capacity
- Raised height up to 8 ft.
- Length up to 20 ft.

POST LIFT TABLE



Foot pedal • Manual, electric, or air powered.

- 2-Post capacity 500 to 1,000 lbs.
- Raised height up to 49 in.
- 4-Post capacity 2,000 to 6,000 lbs.

DOUBLE SCISSOR LIFT



Many power options available!

- 500 to 10,000 lbs. capacity
- Raised height up to 120 in.

HEAVY-DUTY SCISSOR LIFT TABLE



Optional wheels for extra mobility!

- 2,000 to 50,000 lbs. capacity
- Lift height 8 in. to 70 in.
- Table size 18 in. x 36 in. to 72 in. x 102 in.

ZERO-LOW LIFT



- 500 to 4,000 lbs. capacity
- Table sizes from 26 in. x 36 in. to 50 in. x 72 in.
- Lifts from ground zero to 48 in. high!

ZERO-LOW LIFT AND TILT



- 500 to 6,000 lbs. capacity
- Lifts from ground zero to 46 in. high
- Table tilts 45° for easy load handling!

CRATE POSITIONER



Available with v-shaped cradles for coil handling

- Up to 10,000 lbs. capacity
- 90° upending

ZERO-LOW UPENDER/POSITIONER



Auto load conveyors available!

- 250 to 6,000 lbs. capacity
- Tilts 90° from floor to floor

ZERO-LOW HEAVY SCISSOR LIFT



- 4,000 to 50,000 lbs. capacity
- Table sizes from 50 in. x 84 in. to 72 in. x 192 in.
- Lifts from ground zero to 8 ft. high!

MINI SCISSOR LIFT



- Up to 250 lbs. capacity
- Electro-mechanically operated
- From 15 in. x 19 in. platform and 4 in. lowered height

SELF-PROPELLED TABLE



- 500 to 10,000 lbs. capacity
- Battery-powered, self-contained drive system and hydraulics

ZERO-LOW 3-POINT ENTRY LIFT TABLE



- 1,000 or 2,500 lbs. capacity
- Up to 48 in. x 48 in. platform
- Lift up to 48 in. high

TRUCK-MOUNTED PICK-UP CRANE



- 500 & 1,000 lbs. capacity
- Hook height 8 in. to 40 in.
- Boom length 48 in.
- Manual, 12VDC or 110VAC winch available

HYDRAULIC FOLDABLE CRANE

Truck-Mounted



- 2,000 lbs. capacity
- Lift height 10 in. to 10 ft.
- Boom length 52 in. to 86 in.
- 360° mast rotation

TELESCOPIC MAST JIB CRANE



- 500 to 2,000 lbs. capacity
- Up to 12 ft. span
- Various beam heights available

FLOOR-MOUNTED JIB CRANE



Requires little headroom

- 500 to 10,000 lbs. capacity
- Up to 20 ft. spans & 20 ft. heights
- 360° rotation

V-MASTER



- Up to 1,000 lbs. capacity
- Lift height up to 8 ft.
- Quick-Easy disassembly for transportation or storage!

ECONO-MASTER



Best value available!

- 2,000, 4,000 & 6,000 lbs. capacity
- Lift height up to 10.5 ft.
- Boom length 54 in. to 84 in.

HUSKY-MASTER



Manual, electric
or air lift available.

- 2,000, 4,000 & 6,000 lbs. capacity
- Lift height up to 12 ft.

REVERSIBLE BOOM CRANE



Can reach over
or under obstacles!

- 1,000 to 6,000 lbs. capacity
- Lift height up to 14 ft.
- Reach nearly 7 ft. beyond the wheels.

SUPER-MASTER




A UNIQUE DESIGN!

Converts in seconds
to three different cranes!

- 2,000, 4,000 & 6,000 lbs. capacity
- Lift height up to 13 ft.

PORT-O-GIANT



Four power options available

- 6,000 lbs. capacity
- Lift height up to 26 ft. with gooseneck boom

ROTATING JIB-MASTER Forklift crane



Fully powered & ready for action!

- 3,000 lbs. capacity
- Reach 150 in.
- 150° rotation on forklift
- 360° when floor or truck mounted

PORTABLE JIB CRANE



No installation required

- 500 to 2,000 lbs. capacity
- Up to 12 ft. span and 20 ft. height
- 4-way fork pockets


KNUCKLE CRANE



Push button remote gives operator fingertip control

- 2,000, 4,000 & 6,000 lbs. capacity
- Powered 360° mast rotation with telescopic boom

BELOW-THE-HOOK LIFTING Attachments



- 2,000 to 10,000 lbs. capacity

TELE-MAST STRADDLE CRANE



No hoist required!

- 60,000 lbs. capacity
- 6 ft to 12 ft. vertical lift
- Ideal for lifting ISO shipping containers

UPENDER INVERTER



Rotate and invert large loads with ease!

- 2,000 to 10,000 lbs. capacity
- Platform sizes from 48 in. x 48 in. to 54 in. x 96 in.
- Upgrade with conveyors and automatic sequencing

A-FRAME GANTRY CRANE



Stationary or portable!

- 5,000 to 10,000 lbs. capacity
- Span length 8 ft. to 16 ft.
- Beam height 8 ft. to 20 ft.